


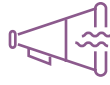



























HOW TO BECOME A Better Designer in 30 Days

THE CHALLENGE

DAY 1	DAY 2	DAY 3	DAY 4	DAY 5
List your skills and weaknesses 	Turn your handwriting into a font 	Follow great designers on Twitter 	Start a blog 	Make a moodboard 
DAY 6	DAY 7	DAY 8	DAY 9	DAY 10
Rebrand a local charity 	Carry a camera everywhere you go for a day 	Collaborate with another designer 	Learn about lateral thinking 	Make something with your hands 
DAY 11	DAY 12	DAY 13	DAY 14	DAY 15
Learn about copywriting 	Practice your presentation skills 	Take an online course 	Swap your skills 	Craft a mission statement 
DAY 16	DAY 17	DAY 18	DAY 19	DAY 20
Design a graphic tee 	Learn about 3D 	Visit the library 	Perfect the pen tool 	Upgrade your memory 
DAY 21	DAY 22	DAY 23	DAY 24	DAY 25
Redesign an album cover 	Splurge on design books 	Take a nap 	Join a gym 	Visit a museum 
DAY 26	DAY 27	DAY 28	DAY 29	DAY 30
Reconnect with nature 	Take a day off 	Write an article 	Design your personal brand 	Upgrade your arsenal 